









E-able Power Technology Co., Limited

Contact:sales@e-ablepower.com

Tel:+86-18668315797

Skype:tengye.arthur

No.	Product Name	Picture	Item No.	Parameter	Unit Price (FOB Shenzhen)
1	300*300 LED Panel light		EPL300 -18W	LED QTY: 180 pcs SMD3014 white Epistar LED; Total power consumption 20 W ; Lumen flux: 1460 lm±3% ; Input voltage 100V-240V,50-60Hz; CRI > 80, beam angle:170° Size: 300*300*12.5mm , Installation method: Recessed , or Suspending , Pure White /Netual white/ Warm white as option	US\$34.87
2	300*600 LED Panel light		EPL600 -25W	LED QTY: 250 pcs SMD3014 white Epistar LED; Total power consumption 30 W ; Lumen flux: 1920 lm±3% ; Input voltage 100V-240V,50-60Hz; CRI > 80, beam angle:170° Size: 300*600*12.5mm , Installation method: Recessed , or Suspending , Pure White /Netual white/ Warm white as option	US\$48.95
3	300*1200mm LED panel light		EPL1200 -40W	LED QTY: 360 pcs SMD3014 white Epistar LED; Total power consumption 42 W ; Lumen flux: 2750 lm±3% ; , Input voltage 100V-240V,50-60Hz; CRI > 80, beam angle:170° Size: 300*1200*12.5mm , Installation method: Recessed , or Suspending , Pure White /Netual white/ Warm white as option	US\$78.65

4	600*600 LED Panel light		EPL600 -40W	LED QTY: 360 pcs SMD3014 white Epistar LED; Total power consumption 42 W ; Lumen flux: 2750 lm±3% ; Input voltage 100V-240V,50-60Hz; CRI > 80, beam angle:170° Size: 600*600*12.5mm , Installation method: Recessed , or Suspending , Pure White /Netual white/ Warm white as option	US\$87.34
5	600*600 LED Panel light		EPL600 -80W	LED QTY: 720 pcs SMD3014 white Epistar LED; Total power consumption 85 W ; Lumen flux: 5560 lm±3% ; Input voltage 100V-240V,50-60Hz; CRI > 80, beam angle:170° Size: 600*600*12.5mm , Installation method: Recessed , or Suspending , Pure White /Netual white/ Warm white as option	US\$104.83
6	600*1200mm LED panel light		EPL1200 -80W	LED QTY: 720 pcs SMD3014 white Epistar LED; Total power consumption 80 W ; Lumen flux: 5560 lm±3% ; Input voltage 100V-240V,50-60Hz; CRI > 80, beam angle:170° Size: 600*1200*12.5mm , Installation method: Recessed , or Suspending , Pure White /Netual white/ Warm white as option	US\$139.7

1、MOQ:50pcs

2、LED Brand: Epistar chip

3、Delivery terms:DHL/EMS/UPS/Fedex / TNT for your choice

4、Certification: CE , RoHS