E-AblePower Technology

LISHUI E-ABLE POWER EQUIPMENT CO., LTD
No.368, Chengbei Road, Liandu District, 323000, Lishui City, Zhejiang, China
www.e-ablepower.com | arthur@e-ablepower.com | WhatsApp +86 153 5558 9600

E-ABLE POWER / SOLAR GARDEN LIGHT / POST TOP

Solar Post Top Light GGD 2005

Ferris Wheel · Φ960 / Φ1070 × H300 mm · 21 / 28 / 35 W · IP65 · 360°

The Ferris Wheel is a post-top head for garden and estate lighting: it fixes on a Φ76 mm pole and throws light down onto the surface below from 3–5 m. Only the head is supplied, so the pole, foundation and cable are specified with the project rather than with the luminaire.

The body is die-cast aluminium with a PC diffuser, sealed to IP65, with a 21 / 28 / 35 W / 5 V monocrystalline panel and a 3.2 V / 20 000 – 40 000 mAh LiFePO4 battery in the head. Distribution is 360°, so spacing follows the pole grid and the head does not need to be aimed.



IN THIS DATASHEET

01	Technical data	Page 2
02	Dimensions	Page 3
03	Construction	Page 4
04	Applications	Page 5

IP65	21–35 W	919–1 837	3–5	360°	Φ300
PROTECTION	PANEL	LUMEN	RAINY DAYS	BEAM	HEAD, MM

KEY FEATURES

01

Die-cast aluminium body
One-piece casting, corrosion resistant, fixed with stainless fasteners.

Monocrystalline panel
21 / 28 / 35 W / 5 V panel in the head; charges in overcast weather.

LiFePO4 battery
3.2 V / 20 000 – 40 000 mAh; stable chemistry, deep-cycle tolerant.

360° distribution
Light spread over 360° so the pool stays on the walking surface.

IP65 protection
Sealed against rain and dust for permanent outdoor use.

No trenching
Fixes to the pole in minutes; no supply cable to bury.

ORDERING OPTIONS

Model	Size	Power	Mounting	Head
GGD-2005 / 2-head	2-head	Solar 21 W	Pole mount	Φ300 mm
GGD-2005 / 3-head	3-head	Solar 28 W	Pole mount	Φ300 mm
GGD-2005 / 4-head	4-head	Solar 35 W	Pole mount	Φ300 mm
GGD-2005 / 2-head AC	2-head	220–240 V AC	Pole mount	Φ300 mm
GGD-2005 / 3-head AC	3-head	220–240 V AC	Pole mount	Φ300 mm
GGD-2005 / 4-head AC	4-head	220–240 V AC	Pole mount	Φ300 mm

E-AblePower Technology

LISHUI E-ABLE POWER EQUIPMENT CO., LTD
No.368, Chengbei Road, Liandu District, 323000, Lishui City, Zhejiang, China
www.e-ablepower.com | arthur@e-ablepower.com | WhatsApp +86 153 5558 9600

TECHNICAL DATA

The parameter page lists the three moulds together: panel, battery and rated power differ per configuration, which is why they are given per column. Flux is quoted at 6500K; the 3000K figure is stated by the supplier for the four-head only. A 220–240 V AC head is made in the same three configurations at 60 W, 90 W and 120 W. The solar head is supplied black and the AC head grey; other colours to order.

Item	2-head	3-head	4-head
Electrical			
Rated power	21 W	28 W	35 W
Input voltage	DC 3.2 V	DC 3.2 V	DC 3.2 V
Solar panel	21 W / 5 V monocrystalline	28 W / 5 V monocrystalline	35 W / 5 V monocrystalline
Battery	3.2 V / 20 000 mAh × 2	3.2 V / 30 000 mAh × 3	3.2 V / 40 000 mAh × 4
Autonomy	12 h, 3–5 rainy days	12 h, 3–5 rainy days	12 h, 3–5 rainy days
Optical			
Light source	3030 SMD LED, 160 pcs	3030 SMD LED, 240 pcs	3030 SMD LED, 320 pcs
Luminous flux	918.5 lm (6500K)	1 377.9 lm (6500K)	1 568.5 lm (3000K) / 1 837.12 lm (6500K)
Colour temperature	3000K – 6500K	3000K – 6500K	3000K – 6500K
CRI (Ra)	> 80	> 80	> 80
Beam angle	360°	360°	360°
Construction			
Material	Die-cast aluminium + PC	Die-cast aluminium + PC	Die-cast aluminium + PC
Head size	Φ300 mm	Φ300 mm	Φ300 mm
Overall size	Φ1070 × H300 mm	Φ960 × H300 mm	Φ1070 × H300 mm
Net weight	9.89 kg	12.9 kg	15.37 kg
Mounting	Pole mount	Pole mount	Pole mount
Operating			
Protection	IP65	IP65	IP65
Operating temperature	−25 to +50 °C	−25 to +50 °C	−25 to +50 °C
Humidity	10–90 %	10–90 %	10–90 %
Installation height	3–5 m	3–5 m	3–5 m
Pole	Φ76 mm	Φ76 mm	Φ76 mm
Packing			
Outer carton	1 pc, 1130 × 370 × 340 mm	1 pc, 1030 × 950 × 340 mm	1 pc, 910 × 910 × 340 mm
Gross weight	11.5 kg	16.6 kg	18.36 kg

NOTES

- Values are transcribed from the supplier specification sheet for this model. Where a range is given, the lower figure applies to the warm-white version and the upper to the cool-white version.
- Autonomy figures assume a full charge, the factory dusk-to-dawn program and normal winter insolation for the latitude of installation.
- Luminous flux and CRI are quoted per colour temperature; the two are measured separately on the production sample.

E-AblePower Technology

LISHUI E-ABLE POWER EQUIPMENT CO., LTD
No.368, Chengbei Road, Liandu District, 323000, Lishui City, Zhejiang, China
www.e-ablepower.com | arthur@e-ablepower.com | WhatsApp +86 153 5558 9600

DIMENSIONS

GGD2005-2

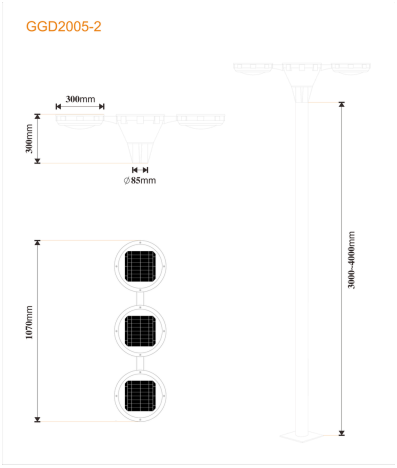

GGD-2005 / 2-head · overall span 1070 mm

GGD2005-3

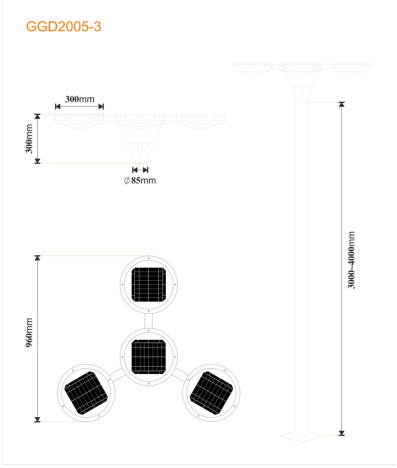

GGD-2005 / 3-head · overall span 960 mm

GGD2005-4

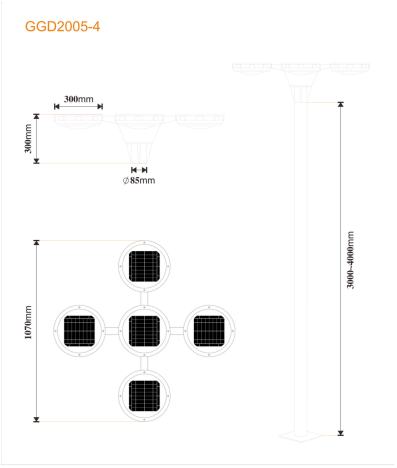

GGD-2005 / 4-head · overall span 1070 mm

Three drawings, one per configuration: two-head and four-head span 1070 mm, three-head 960 mm, all with Φ300 mm heads and a 300 mm cluster height on a Φ85 mm spigot for a Φ76 mm pole.

The head is supplied for pole mounting; the pole, foundation and cable are project items. Confirm the pole top diameter before ordering, and leave the cable loop long enough to connect the head before it is lifted into place.

INSTALLATION SEQUENCE

- **1 · Set the pole grid.** Mark centres at 6–10 m, depending on mounting height and the evenness of light wanted on the carriageway.
- **2 · Prepare the pole.** Confirm the pole top diameter and the cable entry; the head is fixed with the fasteners supplied through the mounting flange.
- **3 · Lift and fix.** Connect the supply or the panel lead, then lift the head and tighten the flange screws evenly so the head stays level.
- **4 · Commission.** Switch on and check the lamp responds to darkness only; a full charge takes one clear day.

SUPPLIED BY E-ABLE

- Luminaire head with integrated panel and battery
- Mounting flange and fasteners

BY THE PROJECT

- Pole and foundation
- Supply cable and protection (AC version only)

LISHUI E-ABLE POWER EQUIPMENT CO., LTD
No.368, Chengbei Road, Liandu District, 323000, Lishui City, Zhejiang, China
www.e-ablepower.com | arthur@e-ablepower.com | WhatsApp +86 153 5558 9600

CONSTRUCTION

04



3000K — warm white, four-head, 1 568.5 lm, Ra 79.12



6500K — white, four-head, 1 837.12 lm, Ra 80.21

BUILD AND MATERIALS

Construction	
Light source	3030 SMD LED, 160 pcs, rated 80 000–100 000 h
Diffuser	PC translucent diffuser, even distribution
Body	One-piece die-cast aluminium, corrosion resistant
Solar panel	Monocrystalline 21 / 28 / 35 W / 5 V, integrated in the head
Battery	LiFePO4 3.2 V / 20 000 – 40 000 mAh, more than 2 000 cycles
Control	Dusk-to-dawn sensor, PWM controller, waterproof push switch

Each head is an independent die-cast module with its own lens ring and panel, bolted to a central cone that carries the pole spigot. The 360° distribution on every head means the cluster needs no orientation on site.

WHAT TO SPECIFY

- **Configuration.** Head count and pole-top diameter are confirmed against the pole layout before the order is released.
- **Height.** 3–5 m mounting height for gardens and estate roads; confirm the pole top diameter before ordering.
- **Light colour.** 3000K – 6500K: 3000K for residential estates, 6500K for car parks and through roads.
- **Supply.** Solar head with integrated panel and battery, or 220–240 V AC where the pole already carries a cable.

2 years	**CE, RoHS, IP65**	**PWM**
WARRANTY	CERTIFICATIONS	CONTROLLER

E-AblePower Technology

LISHUI E-ABLE POWER EQUIPMENT CO., LTD
No.368, Chengbei Road, Liandu District, 323000, Lishui City, Zhejiang, China
www.e-ablepower.com | arthur@e-ablepower.com | WhatsApp +86 153 5558 9600

APPLICATIONS

05

A Ferris Wheel is a **post-top** luminaire: the head is what we supply, and its job is to put an even layer of light on the road or path below from 3–5 m. The five settings below are the ones this model is ordered for most often.

WHERE IT FITS

- **Residential estates and villa roads** — 6–8 m pole spacing on one side; the head's 360° distribution reaches the opposite kerb without overspill into gardens.
- **Park and plaza lighting** — poles set back from the walkway, heads at 4–5 m, so the light arrives at a shallow angle and faces are not in shadow.
- **Hotel and resort drives** — the head is a visible design element by day; single and multi-head versions can be mixed along the same drive.
- **Industrial parks and campuses** — wider spacing with multi-head configurations, where the priority is uniform coverage rather than accent.
- **Municipal roads and car parks** — solar heads where trenching is impractical; 3–5 overcast days of autonomy covers most temperate sites.











Selection note: 6–10 m pole spacing depending on mounting height; confirm pole top diameter, cable entry and the number of heads before ordering.

Specifications are nominal and may change without notice. The contractual revision is the one confirmed in the order acknowledgement.